

TH SERIES 12-80W LED TRACK LIGHT



TH (X, S) series track light strike a balance between high light efficiency and low UGR. It has variety of shapes, but the photoelectric parameter will be in common as long as same power. It can meet demands of almost all lighting designs. The UGR can be under 17.
 -- Patent Design!

Compatible with most brands of track system
 NORLUX, STAFF, NORDIC, GLOBAL, NUCO, EUTRAC, IVELA, etc.

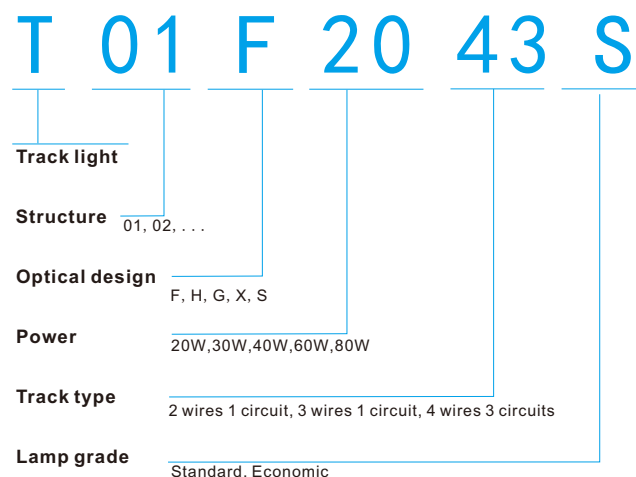

Support almost all the famous Light source and Driver
 Perfectly compatible with the same light fixture, same size with different light source and driver

Completely free solder assembling
 Replace any accessories perfectly without any damages, no need soldering tools

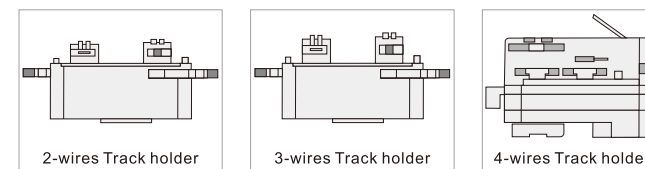
Perfect secondary optical design for accent lighting
 Optional beam angle: 8 - 90 deg.

High CRI, High lumens, Low decay LED (L-80)
 Basic characteristic: 150lm/w under CRI>90 & 3000K


Flicker free driver & 5 years warranty for whole lamp
 Support Triac dim, 1-10V dim, DALI dim, DMX dim, 2.4 G dim, warm dim, etc.



Available track holder: 2 wires 1 circuit, 3 wires 1 circuit and 4 wires 3 circuits.




TX and TS series track light are designed for some special place which people may need to look up directly. Such as clothes store, elevator, over the dining-table, etc.



Application:
 Widely used as indoor main illumination lighting in household, hotel, restaurant, shopping mall, bar, KTV, cabinet, office meeting room, library, museum, exhibition, etc.

Self-design BESUN COB LED with Epistar chip, ceramic PCB and pure gold thread, which has features of high light efficiency, high CRI, high stability, low light decay, low SDCM, etc. The most representative feature of BESUN COB LED: 150lm/W under CRI>90, R9>50 & 3000K, and the highest CRI can be CRI>97. Also, even if half of the chips don't work, just less than 20% reduction in luminous efficiency.




Support Triac dim, 1-10V dim, Dali dim, DMX dim, 2.4G dim, Perfectly compatible with almost all famous light source & driver: Philips, CREE, CITIZEN, Tridonic, Osram, Lifud, Eaglerise, Meanwell, etc.



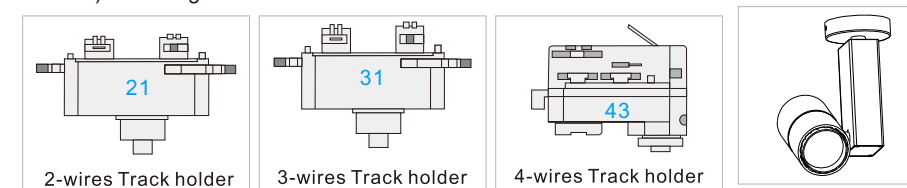
Power 7-12W can be CCT adjustable from 2000K to 2800K by Triac dimmable. Lower CCT, low power & lumen will be lower relatively. And 2800K will be with highest luminous flux output.

Power 20-50W can be CCT adjustable from 2700K to 5700K, but power keep the same, and the brightness depends on current CCT only.



T01H(X,S) SERIES

Optional mounting ways: Track mounted (2 wires 1 circuit, 3 wires 1 circuit and 4 wires 3 circuits) & Ceiling surface mounted.



20W Size (mm)	
a=φ73,b=135	c=42,d=130,e=71
30W ,40W Size (mm)	
a=φ94,b=158	c=50,d=150,e=95

CCT: 2700K, 3000K,4000K,5000K,6000K;
CRI: CRI>90,R9>50/CRI>97,R9>95

TH,UGR<17
TX,TS,UGR<12

Item No.	T01H(X,S)2043S T01H(X,S)20(21/31)S	T01H(X,S)3043S T01H(X,S)30(21/31)S	T01H(X,S)4043S T01H(X,S)40(21/31)S
Power(W)	20W total 22W	30W total 32W	40W total 42W
Illumination	1500-2400lm	2700-3500lm	3600-4300lm
Beam angle	25° 35° 45°	25° 35° 50°	25° 35° 50°
N. W.	0.8kg	1.4kg	1.4kg
Packing	61*27*41CM 6pcs	73*30*50CM 6pcs	73*30*50CM 6pcs
Input voltage	AC100-277V or AC200-240V		

